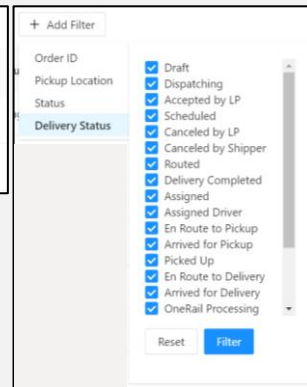
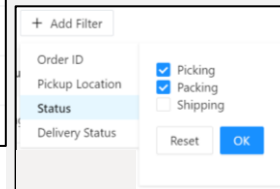
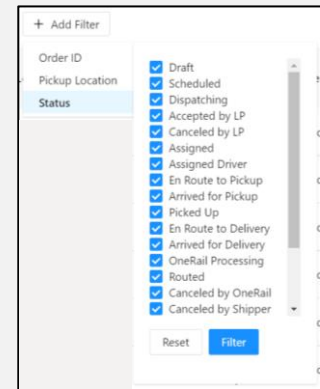
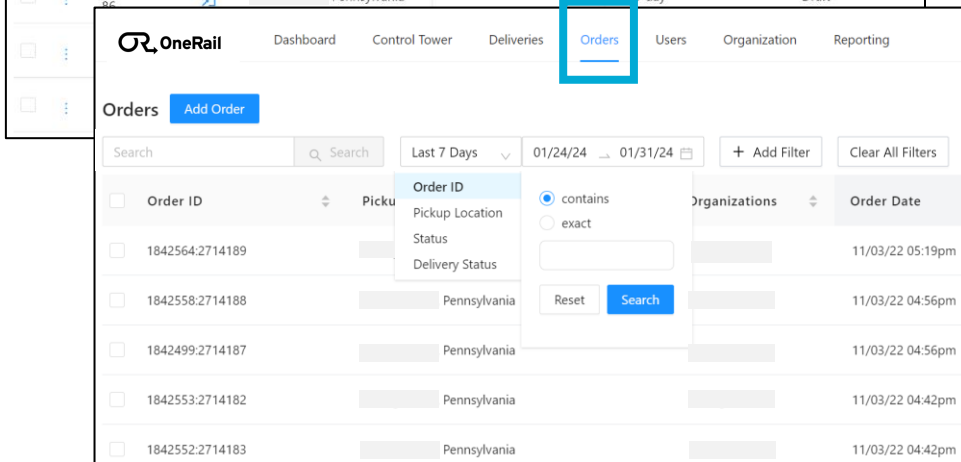
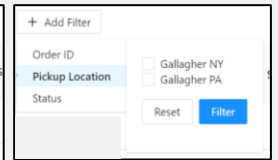
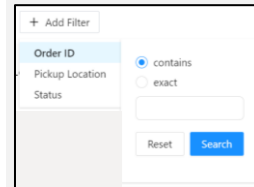
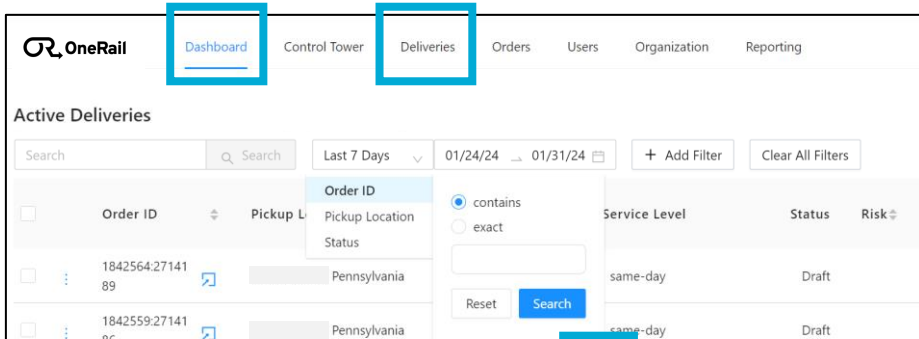


Filtering

Data can be filtered in the Dashboard, Delivery and Orders pages, including by Status, locations, Order Ids and Delivery.



To filter data:

1. Select *Days*, specific *Dates* and/or **+ Add Filter**.
2. Select or Enter the value to filter by.
3. Select **Search**.

Order ID can be searched using a 'contains' or 'exact' parameters.

- Select 'contains' to search for the characters anywhere in the Order ID.
or
- Select 'exact' to search for the exact characters in the Order ID.

Select a combination of search criteria in the dropdown menus for a more exact filter.

To clear filters:

1. Select **Clear All Filters**.